

Scaled data based on original data using
LM-79-08 Approved Method: Electrical and Photometric Measurements of Solid-
State Lighting Products

Test Report Prepared for
Cooper Lighting Solutions
(formerly Eaton)

Brand: INVUE

Report Number: P675137

Luminaire Tested: **CCW-SA-1E-750-U-T4FT**

Issue Date: 04/25/2023



Test Information

Test Method: LM-79-08
Report Number: P675137
Test Lab: INNOVATION CENTER(G1)
Issue Date: 04/25/2023
Manufacturer: COOPER LIGHTING SOLUTIONS (FORMERLY EATON)
Product Line: INVUE
Catalog Number: CCW-SA-1E-750-U-T4FT
Description: INVUE CLEAR CURVE Wall Pack MOUNT LIGHT SQUARE LUMINAIRE @1050mA w/
T4FT distribution lens
Light Source: (16) 5000K CCT, 70 CRI LEDs
Ballast/Driver: ELECTRONIC DRIVER

Summary

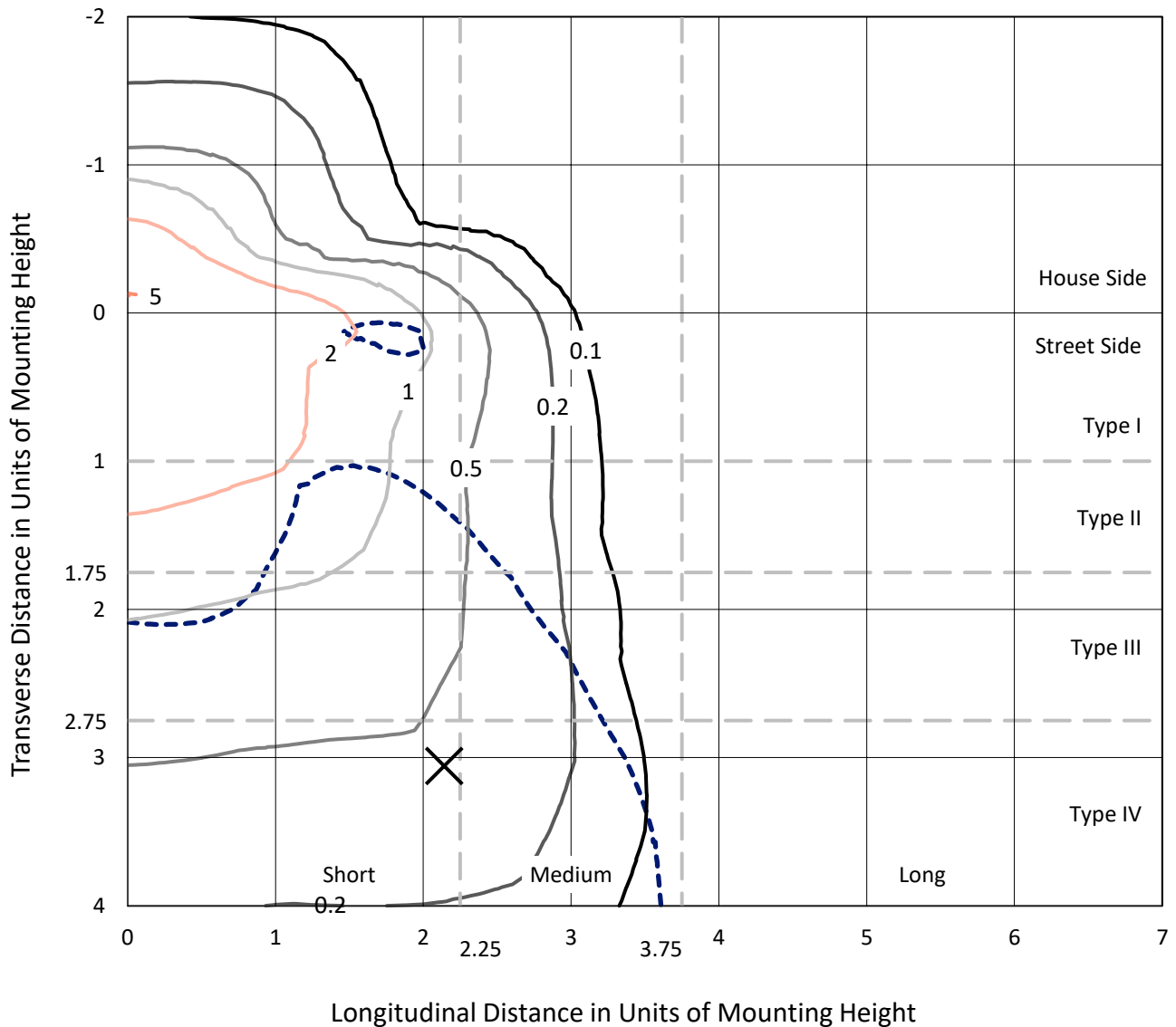
Lumens per Lamp: N/A
Luminaire Lumens: 6989.3 lumens
Efficiency: N/A
Efficacy: 124.6 lumens/watt
Luminous Opening: Rectangular (W 1' x L: 0.5' x H: 0')
IES Classification: Type IV - Short
BUG Rating: B1 - U0 - G2

Input Watts (W): 56.1
Input Voltage (V): 120
Input Current (A_{in}): NR
Voltage Rise (V): NR
Power Factor: NR
Total Harmonic Distortion (THDi): NR
Frequency (hertz): 60
Stabilization Time: NR
Operation Time: NR
Ambient Temperature (°C): NR
Test Distance: 25 FT

REPORT NUMBER: P675137
 CATALOG NUMBER: CCW-SA-1E-750-U-T4FT

Iso-Footcandle Lines of Horizontal Illumination

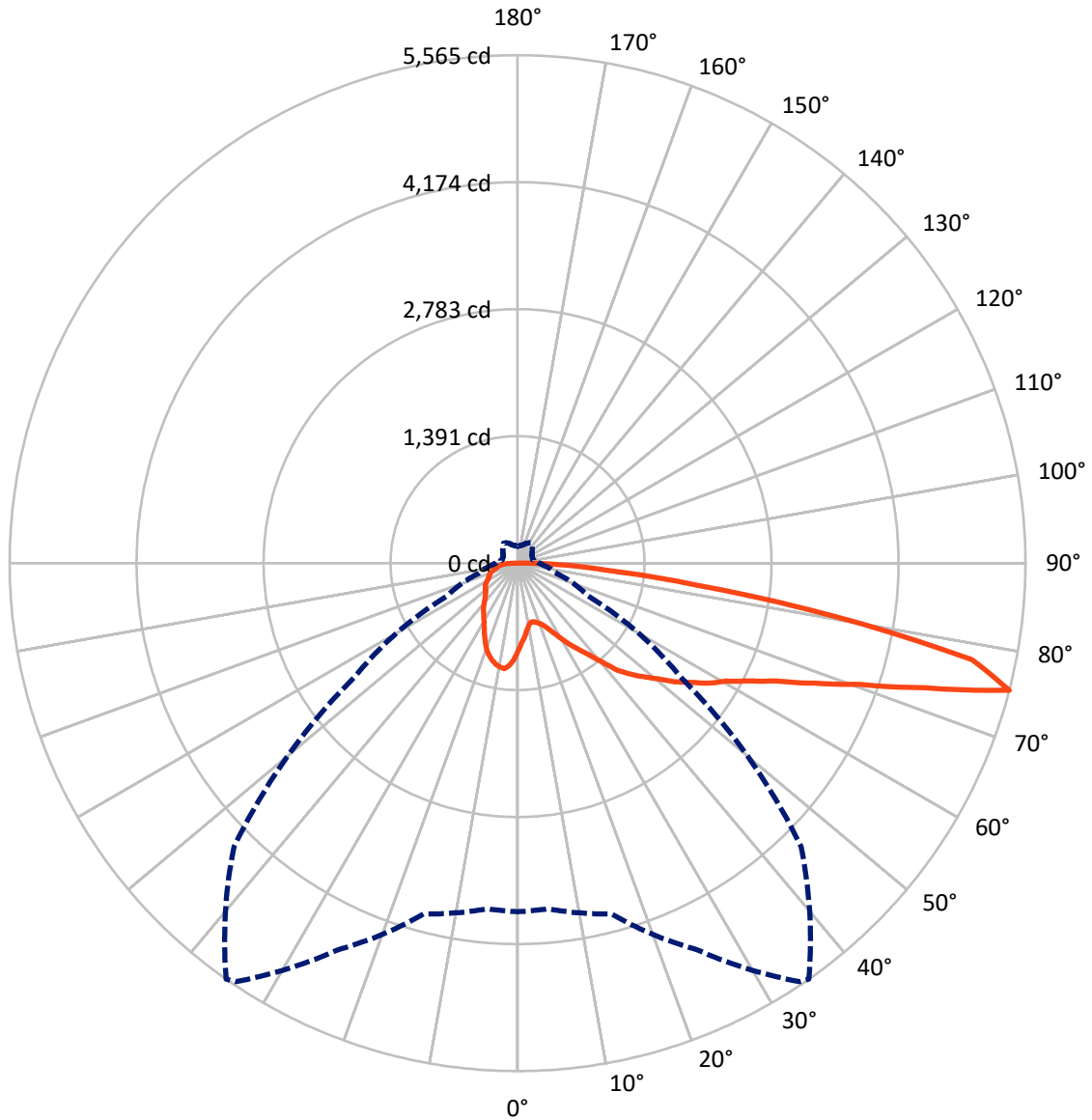
× Max cd
 - - - 1/2 Max cd



Based on 15 foot mounting height. Maximum calculated value = 5.1 fc
 Type IV - Short - N/A

REPORT NUMBER: P675137
CATALOG NUMBER: CCW-SA-1E-750-U-T4FT

Luminous Intensity Polar Plot



— Vertical Plane Through 35-Deg Lateral - - - Horizontal Cone Through 75-Deg Vertical

REPORT NUMBER: P675137
 CATALOG NUMBER: CCW-SA-1E-750-U-T4FT

FLUX DISTRIBUTION:

		Downward	Upward	Total
House Side	Lumens	1606.3	0.0	1606.3
	% Fixture	23.0	0.0	23.0
Street Side	Lumens	5383.0	0.0	5383.0
	% Fixture	77.0	0.0	77.0
Total	Lumens	6989.3	0.0	6989.3
	% Fixture	100.0	0.0	100.0

Coefficient of Utilization

ZONAL LUMENS:

Zone	Lumens	% Fixture
0°-10°	91.2	1.3
10°-20°	264.8	3.8
20°-30°	439.4	6.3
30°-40°	651.4	9.3
40°-50°	939.2	13.4
50°-60°	1291.5	18.5
60°-70°	1595.3	22.8
70°-80°	1459.5	20.9
80°-90°	256.9	3.7
90°-100°	0.0	0.0
100°-110°	0.0	0.0
110°-120°	0.0	0.0
120°-130°	0.0	0.0
130°-140°	0.0	0.0
140°-150°	0.0	0.0
150°-160°	0.0	0.0
160°-170°	0.0	0.0
170°-180°	0.0	0.0
0°-90°	6989.3	100.0
0°-180°	6989.3	100.0



REPORT NUMBER: P675137

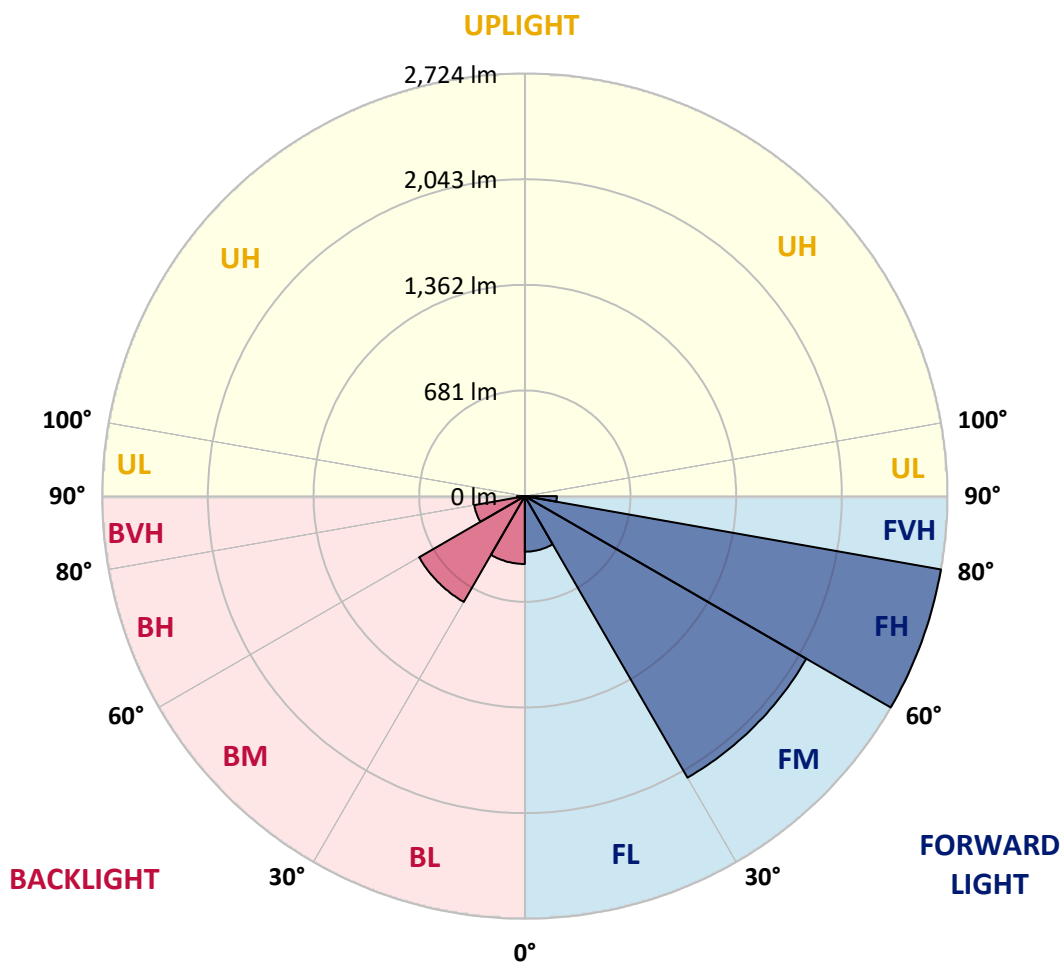
CATALOG NUMBER: CCW-SA-1E-750-U-T4FT

LUMINAIRE CLASSIFICATION SYSTEM LUMEN TABLE AND BUG RATING:

Zone	Lumens	% Fixture	Zone Rating/Lumen Limit		
			B	U	G
FL (0°-30°)	358.2	5.1			
FM (30°-60°)	2094.9	30.0			
FH (60°-80°)	2723.6	39.0			G2/5000
FVH (80°-90°)	206.2	3.0			G2/225
BL (0°-30°)	437.2	6.3	B1/500		
BM (30°-60°)	787.1	11.3	B1/1000		
BH (60°-80°)	331.2	4.7	B1/500		G1/500
BVH (80°-90°)	50.7	0.7			G1/100
UL (90°-100°)	0.0	0.0		U0/0	
UH (100°-180°)	0.0	0.0		U0/0	

BUG Rating: B1-U0-G2

Type IV Short





REPORT NUMBER: P675137

CATALOG NUMBER: CCW-SA-1E-750-U-T4FT

CANDELA DISTRIBUTION (FULL):

	0°	5°	15°	25°	34°	35°	45°	55°	65°	75°	85°
0°	957.6	957.6	957.6	957.6	957.6	957.6	957.6	957.6	957.6	957.6	957.6
2.5°	867.5	859.8	867.5	872.6	872.6	872.6	880.3	903.5	919.0	929.3	947.3
5°	777.4	780.0	785.1	798.0	805.7	810.8	823.7	852.0	875.2	908.7	947.3
7.5°	697.6	702.7	710.5	723.3	741.3	738.8	767.1	805.7	849.5	893.2	949.9
10°	656.4	666.7	669.3	671.8	689.9	689.9	728.5	772.2	826.3	882.9	949.9
12.5°	664.1	664.1	656.4	653.8	664.1	661.5	695.0	746.5	805.7	885.5	960.1
15°	687.3	687.3	671.8	656.4	671.8	666.7	695.0	736.2	805.7	888.1	980.7
17.5°	718.2	720.8	702.7	677.0	682.1	684.7	705.3	743.9	805.7	893.2	1009.1
20°	780.0	767.1	738.8	697.6	715.6	707.9	738.8	772.2	821.1	913.8	1050.2
22.5°	834.0	834.0	780.0	743.9	746.5	746.5	774.8	803.1	844.3	942.1	1081.1
25°	921.5	916.4	849.5	795.4	800.6	803.1	818.6	852.0	882.9	957.6	1119.7
27.5°	1032.2	1019.4	952.4	890.6	870.1	877.8	885.5	911.2	919.0	983.3	1166.1
30°	1150.6	1132.6	1076.0	978.2	967.9	970.4	957.6	973.0	962.7	1024.5	1212.4
32.5°	1225.3	1225.3	1171.2	1099.1	1070.8	1070.8	1027.1	1037.4	1037.4	1063.1	1294.8
35°	1289.6	1284.5	1248.4	1194.4	1176.4	1166.1	1122.3	1137.8	1112.0	1137.8	1410.6
37.5°	1387.5	1372.0	1356.6	1320.5	1284.5	1276.8	1253.6	1263.9	1227.9	1215.0	1541.9
40°	1500.7	1493.0	1477.5	1462.1	1426.1	1423.5	1397.7	1408.0	1369.4	1320.5	1673.2
42.5°	1668.0	1644.9	1596.0	1583.1	1590.8	1601.1	1590.8	1572.8	1503.3	1441.5	1814.8
45°	1835.3	1799.3	1706.6	1686.0	1745.3	1737.5	1781.3	1773.6	1660.3	1562.5	1964.1
47.5°	1943.5	1912.6	1837.9	1825.1	1850.8	1861.1	1992.4	1969.2	1789.0	1673.2	2108.2
50°	2020.7	2023.3	1925.4	1958.9	1992.4	1992.4	2157.1	2154.5	1946.0	1809.6	2296.1
52.5°	2133.9	2097.9	2056.7	2087.6	2133.9	2159.7	2363.0	2306.4	2043.9	1925.4	2507.2
55°	2193.2	2177.7	2141.7	2195.7	2293.5	2306.4	2522.6	2478.9	2154.5	2061.9	2723.4
57.5°	2216.3	2229.2	2288.4	2311.6	2448.0	2481.5	2666.8	2605.0	2257.5	2231.8	2890.7
60°	2319.3	2301.3	2381.1	2473.7	2605.0	2623.0	2847.0	2713.1	2357.9	2342.4	2944.8
62.5°	2527.8	2481.5	2525.2	2635.9	2818.7	2841.8	3037.5	2857.3	2401.7	2417.1	2942.2
65°	2831.5	2798.1	2733.7	2821.2	3078.6	3112.1	3261.4	2980.8	2388.8	2391.4	2733.7
67.5°	3189.3	3135.3	3068.4	3122.4	3436.4	3513.7	3534.3	3034.9	2298.7	2247.2	2224.0
70°	3503.4	3467.3	3423.6	3516.2	3953.8	3982.2	3874.1	3001.4	2049.0	1804.5	1482.7
72.5°	3796.8	3778.8	3804.5	4152.1	4654.0	4672.0	4193.2	2790.3	1619.1	1094.0	689.9
75°	3820.0	3802.0	3979.6	4677.2	5531.8	5565.2	4391.4	2188.0	854.6	445.3	290.9
77.5°	2587.0	2641.0	2973.1	4095.4	5081.3	5089.0	3590.9	1016.8	352.7	262.6	203.4
80°	635.8	705.3	1119.7	2118.5	3426.2	3511.1	1966.6	342.4	231.7	200.8	151.9
82.5°	231.7	252.3	455.6	957.6	1925.4	1958.9	687.3	185.3	167.3	154.4	110.7
85°	110.7	113.3	216.2	471.1	973.0	962.7	247.1	110.7	121.0	105.5	66.9
87.5°	46.3	46.3	95.2	218.8	429.9	417.0	79.8	51.5	69.5	61.8	33.5
90°	0.0	0.0	0.0	0.0	0.0	0.0	0.0	0.0	0.0	0.0	0.0



REPORT NUMBER: P675137
 CATALOG NUMBER: CCW-SA-1E-750-U-T4FT

CANDELA DISTRIBUTION (continued):

	90°	95°	105°	115°	125°	135°	145°	155°	165°	175°	180°
0°	957.6	957.6	957.6	957.6	957.6	957.6	957.6	957.6	957.6	957.6	957.6
2.5°	960.1	965.3	985.9	1001.3	1016.8	1029.6	1050.2	1050.2	1063.1	1063.1	1063.1
5°	957.6	985.9	1019.4	1055.4	1078.6	1101.7	1122.3	1124.9	1132.6	1142.9	1145.5
7.5°	967.9	996.2	1050.2	1101.7	1130.0	1140.3	1166.1	1158.4	1158.4	1158.4	1166.1
10°	988.5	1019.4	1094.0	1140.3	1160.9	1163.5	1155.8	1150.6	1135.2	1130.0	1122.3
12.5°	1003.9	1058.0	1132.6	1168.7	1160.9	1153.2	1135.2	1109.4	1091.4	1086.3	1086.3
15°	1042.5	1096.6	1166.1	1178.9	1166.1	1124.9	1101.7	1073.4	1058.0	1034.8	1045.1
17.5°	1076.0	1137.8	1199.5	1184.1	1158.4	1094.0	1060.5	1019.4	998.8	973.0	973.0
20°	1119.7	1176.4	1230.4	1189.2	1132.6	1063.1	1009.1	957.6	929.3	903.5	908.7
22.5°	1168.7	1220.1	1248.4	1168.7	1094.0	1014.2	939.6	890.6	854.6	839.2	844.3
25°	1207.3	1263.9	1258.7	1135.2	1047.7	952.4	870.1	823.7	816.0	800.6	800.6
27.5°	1256.2	1315.4	1251.0	1094.0	970.4	854.6	803.1	785.1	785.1	777.4	782.5
30°	1320.5	1361.7	1233.0	1034.8	872.6	767.1	741.3	751.6	769.7	761.9	764.5
32.5°	1426.1	1420.9	1217.6	967.9	769.7	682.1	700.2	720.8	736.2	743.9	749.1
35°	1529.0	1495.6	1199.5	877.8	674.4	641.0	656.4	679.6	707.9	715.6	718.2
37.5°	1632.0	1572.8	1168.7	767.1	615.2	604.9	620.4	633.2	656.4	661.5	666.7
40°	1740.1	1624.3	1114.6	659.0	566.3	566.3	576.6	579.2	592.0	599.8	604.9
42.5°	1835.3	1673.2	1016.8	558.6	514.8	532.8	535.4	530.3	520.0	525.1	527.7
45°	1951.2	1727.2	903.5	486.5	476.2	499.4	504.5	483.9	465.9	455.6	450.5
47.5°	2064.4	1783.9	805.7	427.3	440.2	476.2	476.2	453.0	422.2	396.4	386.1
50°	2167.4	1840.5	725.9	391.3	404.1	458.2	463.3	419.6	386.1	355.2	350.1
52.5°	2339.9	1935.7	643.5	363.0	383.5	445.3	442.7	404.1	360.4	326.9	324.3
55°	2491.7	2031.0	535.4	334.6	363.0	427.3	435.0	388.7	329.5	298.6	293.4
57.5°	2602.4	2054.1	427.3	306.3	342.4	406.7	417.0	357.8	308.9	283.2	280.6
60°	2623.0	1964.1	347.5	283.2	314.0	378.4	386.1	339.8	293.4	272.9	267.7
62.5°	2527.8	1791.6	296.0	262.6	290.9	350.1	365.5	319.2	278.0	260.0	257.4
65°	2311.6	1539.3	260.0	244.5	275.4	329.5	347.5	303.7	265.1	249.7	247.1
67.5°	1830.2	1181.5	231.7	231.7	254.8	308.9	334.6	293.4	252.3	242.0	239.4
70°	1197.0	710.5	211.1	213.7	239.4	290.9	319.2	280.6	236.8	234.2	229.1
72.5°	514.8	326.9	187.9	195.6	216.2	260.0	296.0	262.6	218.8	211.1	203.4
75°	236.8	198.2	169.9	175.0	193.1	229.1	267.7	242.0	203.4	190.5	182.8
77.5°	167.3	144.2	141.6	151.9	164.7	198.2	236.8	226.5	187.9	177.6	172.5
80°	123.6	110.7	118.4	128.7	136.4	182.8	223.9	208.5	172.5	157.0	149.3
82.5°	87.5	82.4	92.7	103.0	110.7	159.6	205.9	182.8	144.2	131.3	118.4
85°	51.5	54.1	64.4	69.5	77.2	118.4	172.5	146.7	110.7	84.9	82.4
87.5°	23.2	23.2	30.9	33.5	38.6	69.5	115.8	92.7	69.5	54.1	51.5
90°	0.0	0.0	0.0	0.0	0.0	0.0	0.0	0.0	0.0	0.0	0.0

(END OF REPORT)